

第一

APPLETON'S

SCHOOL READER

FIRST

READER

借		
數冊	卷數	冊數
四 一	一	一 二
學校	縣中	滋賀

7  
1  
2



丁君批公  
立中學  
校印章

讀本

方

一





JOHN AND HIS BOAT.

(SEE PAGE 62.)

APPLETONS' SCHOOL READERS.

THE  
FIRST READER.

BY

WILLIAM T. HARRIS, A. M., LL. D.,

SUPERINTENDENT OF SCHOOLS, ST. LOUIS, MO.

ANDREW J. RICKOFF, A. M.,

SUPERINTENDENT OF INSTRUCTION, CLEVELAND, OHIO

MARK BAILEY, A. M.,

INSTRUCTOR IN ELOCUTION, YALE COLLEGE.

NEW YORK:  
D. APPLETON AND COMPANY,  
1, 3, AND 5 BOND STREET.  
1886.

## FROM THE AUTHORS TO THE TEACHER.

THE teacher using this book can teach by any method which he may prefer; but the experience of many years has convinced us that a judicious combination of the word and phonic methods is the best. It makes the shortest step from the known to the unknown; it makes the pupil independent of the aid of the teacher sooner than any other.

This is the way we would use the book: We would teach the pupil to recognize the word "cat," and successively "a," "the," and "my," with the word "cat" and separately. We would do the same with the words to be found on the two succeeding pages. So far we would teach exclusively by what is called the "word-method."

While this is going on, we would be preparing the children for the next step (see page 8). This may be done as follows: At the close of each lesson, without reference to book or black-board, we would pronounce the words of the lesson, and other words, slowly and more slowly, till they were resolved into their elementary sounds. We would also exercise the children in doing the same. After three or four exercises of this kind we would pronounce the elements of familiar words very slowly, and have the children tell the words. In doing this, at first, the elements should not be entirely separated, but each should be made to glide into the next, the words being thus drawled out rather than distinctly separated into their elementary sounds. The object of this process, at this stage, is not to train the children to analyze and form words, but it is to lead them to notice the fact that the words which they use are composed of one or more different sounds, and that, by joining sounds together, they may make up words.

On page 8 the children begin, for the first time, to associate the letters of the printed word with the sounds of the spoken word. Here we symbolize the analysis of the word "rat" as we hear it spoken, by printing the letters which represent the elements farther and farther apart, till each one stands as a separate unit. So with the reverse or synthetic process. On the opposite page the same process is applied to other words. With the use of the black-board the ingenious teacher can carry

COPYRIGHT BY  
D. APPLETON AND COMPANY,  
1878.

out the plan to any desirable extent. While it is not necessary to arrest the progress of the class till all can give the sounds of all the words on the upper half of page 9, and recombine them into other words as on the lower half, yet extreme caution should be exercised lest they be hurried on too fast, and thus become confused. It should be recollected that the object here is not so much to teach them a few words, as to cultivate the power of making out words for themselves. The *sounds* of the separate letters in the middle of page 9 should be given, not their *names*. At the bottom of the page are three letters, the names of which may be learned. Pages 10 and 11 can be easily taught by following the foregoing hints. The phrases should be pronounced almost as one word.

In going over the review-lessons, as on page 13, the object of the teacher should be to make the class familiar with the forms of the words. The columns should, therefore, be read downward and upward, and the lines backward and forward. The children should be practiced in finding given words. Some of the pupils may dictate words to be found by the others. Phrases and short sentences may be given, and the children be required to point out the words in their order. All this is to exercise them in a pleasant way upon the words, till they learn to recognize them at sight.

In making words, as on page 12, the combinations "ap," "ack," and "au," having been once learned, should be pronounced as one sound. The sounds of other letters being prefixed, new words may be formed. This exercise may be made intensely interesting to children, and should be greatly extended by the use of the black-board.

Children should be furnished with slates and pencils on their first entrance into school, and should be taught to write or "print" as they are taught to read. They should, by all means, begin to *write* as soon as they commence the second part of this book.

If possible, the first lessons in reading should be given on the black-board, the teacher printing the words thereon, so that they can be seen by the whole class at the same time. In this case the plan of instruction should be the same as that which has just been recommended.

## LANGUAGE-LESSONS.

There is nothing more important in any vocation of life than a ready and correct use of language, and early childhood is by far the most favorable time for its cultivation. The language-lesson for the child in his first reading-book can be little more than oral, but the means to be used are not less abundant nor less varied on that account. They are to be found in everything which interests him, in everything which he can be induced to talk about. In this, as in most other things, he learns by doing, more than by being merely told what he should do.

Pictures have been found to be most prolific sources of amusement, and, as subjects for practice in composition, oral and written, are particularly well adapted to school-use, especially when in the hands of the children. Hence it is that no necessary care or expense has been spared to make the pictures of this book as attractive, varied, and suggestive as it was possible to make them.

We would at first let the children talk about the pictures, with no more restraint or direction from the teacher than may be necessary to give each one a chance to be heard, and to cultivate good manners. This being done, we would, by suggestive questions or hints, lead the children to some exercise of the judgment and imagination in regard to the relation, action, motive, character, etc., etc., of the objects represented. We would even lightly touch the faculty of criticism, by asking what special merits they find in the picture, what changes they would make, etc., etc.

As a preparation for the reading-exercises, we would provoke the children to use in conversation the new words which are to be found at the head of each reading-lesson; from which words, again, we would derive the new sounds which are about to claim special notice in the succeeding lesson or lessons.

Finally, we would spare no effort to make the reading-exercises easy and interesting. The degree of the child's interest will be the measure of his progress.



LESSON I.

*Words and Phrases to be learned by Sight only.*

cat

a cat

the cat

my cat

the cat

a cat



*Words and Phrases to be learned by Sight only.*

rat

black

the rat

the black rat my cat

my black cat

*Words and Phrases to be learned by Sight only.*

and

has



rat and cat

the cat and a rat

Has the cat a rat?

The cat has the rat.



*Finding Sounds.*

rat

r - a - t

r - - a - - t

r

a

t

*Making a Word.*

r

a

t

r - - a - - t

r - a - t

rat

*Finding Sounds.*

cat c-a-t c a t

and a-n-d a n d

has h-a-s h a s

a c t n d h s

*Making Words.*

c a n c-a-n can

h a d h-a-d had

r a n r-a-n ran

*Naming Letters.*

A a R r T t

*By Sight and Sound.*

bat	b-a-t	b a t
hat	h-a-t	h a t
	b	

*By Sight only.*

is he this

a hat and a bat

a black cat

Is this a rat?  
This is Mr. Rat,  
and he has a  
bat.

Has he a hat?  
He has a hat  
and a bat.



Mr. Rat

*By Sight and Sound.*

can	fan	and	hand
		f	

*By Sight only.*

girl	in	she	her
can fan		in her hand	



This girl has a fan.  
The fan is in her hand.  
Can she fan?  
Can she fan the cat?

*Finding Sounds.*

sat	s-a-t	s a t
rap	r-a-p	r a p
man	m-a-n	m a n
shall	sh-a-ll	sh a ll
black	b-l-a-ck	b l a ck

a m n s t b r p l ck sh ll

## LESSON IX

*Making Words.*

ap	ack	and
n-ap	t-ack	s-and
t-r-ap	t-r-ack	s-t-and

*Naming Letters.*

M m B b N n L l

*Recognizing Words and Phrases at Sight.*

no		this
hat		that
her	a bag	girl
his		hand
the	my trap	have
sat		shall
had.	me	back
into	you	stand

## LESSON XI.

Has Mr. Rat a fan?  
 No; Mr. Rat has a hat and a bat.  
 The girl has the fan.  
 The girl has a cat in her lap, and  
 she fans her.

*By Sight and Sound.*

hen            h-e-n            e

pet            get            nest            egg  
 let            ten            left            Dash

*By Sight only.*

now            not            it            do

[an egg]            [ten eggs]            [can get]

[a black hen]            [my pet hen]

This is my pet hen.  
 She is a black hen, and she has  
 ten eggs in her nest.  
 She left her nest, and now a rat is  
 in it. Can the rat get an egg?  
 Dash! Dash! do not let the rat  
 get an egg.

Did Dash get the rat?  
 No; the rat ran into the back  
 shed.  
 Ann! Ann! get the rat-trap, and  
 let me set it in the shed.  
 Now we can catch the rat.

*Finding Sounds.*

leg	l-e-g	l e g
den	d-e-n	d e n
felt	f-e-l-t	f e l t
rest	r-e-s-t	r e s t

e g t n s l f d

*Making Words.*

l e t	l-e-t	let
s e t	s-e-t	set
t e n	t-e-n	ten
t e l l	t-e-l-l	tell
f e l l	f-e-l-l	fell
s l e d	s-l-e-d	sled
h e l d	h-e-l-d	held

*Naming Letters.*

E e F f G g D d

*By Sound.*Fred  
Frank*By Sight.*snow into  
letters  
see  
on

This is Fred and his sled.  
Fred let Frank stand on his sled,  
and Frank fell back into the  
snow.

Do you see the tracks in the snow?  
This is a red sled, and it has black  
letters on it.

*Recognizing Words and Sentences at Sight.*

I			me
fed			she
you	<u>I am.</u>		her
his		<u>She is.</u>	tell
my	<u>I have.</u>		upon
is		<u>She has.</u>	sled
let	yes	no	you
shall			egg

*Making Words.*

<u>th</u>	<u>y</u>	<u>ss</u>
ed	en	ess
b-ed	d-en	l-ess
l-ed	m-en	p-r-ess
r-ed	th-en	d-r-ess
y-es		y-et

*REVIEW.*

<u>in bed</u>	into	<u>see me</u>
<u>a red dress</u>		<u>my red dress</u>



Can you see me?  
 I can get into bed,  
 and then you can  
 not see me.  
 Am I in bed?  
 No, I am not in bed.  
 I have my dress  
 on yet.  
 This is my red dress.  
 You have not a red  
 dress, have you?  
 Do you see a cat on the bed?  
 That is my cat. She is a black cat.

*By Sight and Sound.*

ship      sh-i-p      i

is      it      big      with  
if      hit      will      sink

See my ship, Frank. It is a big ship, and it will not sink.

Yes, Fred, it will sink, if I hit it with my bat.

Oh, yes! if you hit it, it will sink.

*Finding Sounds.*

lip	l-i-p	l i p
fit	f-i-t	f i t
kill	k-i-ll	k i ll
dish	d-i-sh	d i sh
sink	s-i-n-k	s i n k

i f h t w ll sh p s n k

*Making Words.*

p i n	p-i-n	pin
t i p	t-i-p	tip
f i sh	f-i-sh	fish
h i ll	h-i-ll	hill
s t i ll	s-t-i-ll	still

*Naming Letters.*

I i    H h    K k    W w

*Recognizing Words and Phrases at Sight.*

I  
me  
my  
was  
him  
his  
she  
her  
us

fly a fly

a big fly

fish

a fish

a little fish

Fred  
Frank  
will  
pin  
with  
still  
big  
sink  
hill

*Making Words.*

id	ink	ill
l-id	p-ink	f-ill
h-id	w-ink	m-ill
d-id	th-ink	p-ill
k-id	d-r-ink	s-p-ill

*By Sound.*

swim  
this

then

fish  
stick



I see a fish.

I can see it swim.

Can I get it?

If I am still, the fish will swim  
to me, and then I can get it.

I will let the fish see the tip of this  
stick, and it will think it is a fly.

Little fish, little fish, see!

Little fish, little fish, swim to me.



*By Sight.*

Belle not are boy  
 the ink let you



No, you shall not get in!  
 You hid my hat, and you let Belle  
 spill the ink!  
 I will not let you in, and I will  
 tell that you hit Belle!  
 I think you are a bad, bad boy,  
 and I will not let you in!

*REVIEW.**Practice in recognizing Words at Sight.*

my	so	he	now
no	the	upon	girl
boy	are	fly	into
she	you	her	black

*Practice in rapid recognition of Words in Sentences.*

See my red dress! Dash bit  
 the black rat on the lip. Did the  
 bad boy get in? Has the hen a  
 nest? Dash! Dash! get the rat!

See that big boy at the well!  
 Fred has a ship. Will the ship  
 sink?

A fish can swim. The man by  
 the mill has a bag in his hand.  
 The cat had a nap on the bed.

*A Language Lesson.*tree      a tree      an apple treegreen    green grass    a green treesweet              a sweet apple

tree                      t-r-ee                      t r ee

green                      g-r-ee-n                      g r ee n

sweet                      s-w-ee-t                      s w ee t

ee

s-ee-n                  seen

Harry has seen the nest.

p-ee-p                  peep

Can Rosy peep into the well?

s-w-ee-p                  sweep

See Bessy sweep the steps.



*By Sound.*

it that nest  
in them yes  
as see eggs

I see a nest, Rosy!  
Can you see it? It  
is in this big green  
tree.

Yes, Fred, I see  
it. Can you see  
eggs in the nest?

Yes, Rosy, I can.  
Oh, Fred, can I  
get a peep at them?

I will get the  
nest, Rosy, and let you see it.

No! no! I beg you not to get it.

*REVIEW.*

Do you see that  
tree on the hill?

Well, a pretty  
nest is in that tree.  
Harry, Fred, and I,  
went to see the  
nest. It had three  
green eggs in it.

Harry got the  
nest for us to see.

As he held it in  
his hand, an egg fell  
upon the grass.

Fred set the nest back in the tree.

Was it not bad in Harry to get  
the nest?



*By Sight and Sound.*

Tom T-o-m O

not drop

lot stop

hot

off

on



This is my lot, and  
I shall dig a deep well in it.

It is so hot, I have to keep on  
my big hat. Do you think it will  
drop off? I will not let it.

I can not stop yet; I have to  
dig my well.

*Finding Sounds.*

lot

l-o-t

l o t

not

n-o-t

n o t

stop

s-t-o-p

s t o p

drop

d-r-o-p

d r o p

o n t s p d r l

*Making Words.*

t o p

t-o-p

top

n o d

n-o-d

nod

d o l l

d-o-l-l

doll

l o s t

l-o-s-t

lost

s p o t

s-p-o-t

spot

p o n d

p-o-n-d

pond

*Naming Letters.*

Oo Pp Cc Ss

*By Sound.*

off  
Jip  
glad  
mill  
with

*By Sight.*

they  
walk  
came  
made  
cried

Nell and Jip have had a long walk, and now they are glad to stop and rest.

As Nell went by the mill, she met Frank with his big dog, Dash.

Dash and Jip ran at a hog, and Jip bit it on the leg.

Then a man came and hit Jip, and made him and Dash run off.

*Making Words.*

ng

ing  
s-ing  
r-ing  
s-p-r-ing



ding-dong

ang  
s-ang  
r-ang  
s-p-r-ang

As Nell came by the pond, she saw a big green frog sitting on a rock.

When Jip saw the frog, he ran at him.

Nell cried, "Stop! Stop, Jip! Stop, I tell you!"

When the frog saw Jip, he sprang into the pond and swam off.

*By Sound.*

thick  
pinch  
bee-tle

*By Sight.*

two  
eyes  
bird

A fly has two thin wings, two big eyes, and six legs.



A beetle has two thick wings, two thin wings, two eyes, and six legs. This beetle will pinch me, if I let him.



A bird has two wings, two eyes, and two legs. This bird has a long tail.

My bird can sing a sweet song.

*By Sound.*

with  
mill-pond

yes

drop  
swim-ming



Do you see the mill?

Is that Tom by the mill-pond?

No, that is Frank, and the dog is Dash. Do you not see Dash in the pond?

Oh, yes! See, he is swimming!

Frank let his hat drop into the pond. Do you think he can get it?



*By Sight and Sound.*

sun	S-U-N	U
run	just	us
but	jump	such
sun'-set	set'-ting	

*By Sight only.*

almost	there	gone
--------	-------	------

O Frank, see the sun! It is so big!

Yes, Rosy, it is just setting. I am glad I can see the sun-set.

But, Frank, see, it is almost gone! There—it is gone!

Come, Rosy, let us run and jump now in this long grass. Run, Rosy—run!

*Finding Sounds.*

cut	c-u-t	<b>c u t</b>
sup	s-u-p	<b>s u p</b>
pump	p-u-m-p	<b>p u m p</b>
bunch	b-u-n-ch	<b>b u n ch</b>

**u c n b t s ch m p**

*Making Words.*

<b>b u t</b>	b-u-t	but
<b>p u p</b>	p-u-p	pup
<b>m u ch</b>	m-u-ch	much
<b>m u s t</b>	m-u-s-t	must
<b>b u m p</b>	b-u-m-p	bump
<b>s t u m p</b>	s-t-u-m-p	stump

*Naming Letters.*

**U u J j X x Y y**

*By Sound.*

fence tum'ble  
ug'ly stum'bled

*By Sight.*

only says  
broken over



Nell has had a tumble.

She did not see that ugly little stump by the fence, and she stumbled over it, and fell.

Frank has run to help her. "Jump up, Nell!" he says; "jump up, and I will pick up the eggs. See! only one egg is broken. Are you not glad?"



*By Sound.*

them  
meet  
just.

*By Sight.*

may  
said  
they



“Come, Bessy,” said Fanny, “let us run to meet papa.”

“May I come too?” cried Nat.

“Yes, Nat, you may come; and so may Dash.—Come, Dash—come!”

“Do you see papa, Fanny?”

“Yes, I see him. You see him too, Nat—do you not?”

So they ran on, hand in hand, with a hop, skip, and a jump, and Dash ran with them.

But little Nat stumbled and fell; Fanny tumbled over Nat, and Bessy fell on top of Fanny.

Dash did not stop to help them. He just ran on by himself, and he was the only one to meet papa.

## LESSON XXXVIII.

*By Sound.*

cheer  
plum  
hatch

rob'in  
red'-breast  
sit'-ting

*By Sight.*

birds  
here  
now  
how

It is spring, and the birds have come back. Here is one, now, on



the post by the plum-tree.

It is Robin Redbreast. How do you do, Robin Redbreast?

See how glad he is! He is singing, "Cheer-up! cheer-up! cheer-up!"

He has a nest in the plum-tree, and it has eggs in it.

Mrs. Redbreast is sitting on them. Soon the eggs will hatch, and then we shall see the little birds.

How Robin keeps singing, "Cheer-up! cheer-up! cheer-up!"

## VOCAL DRILL.



Little frog, little frog, sing for Tom!  
 The little frog did not sing.  
 Little frog, little frog, hop for Tom!  
 The little frog did not hop.  
 Little frog, little frog, jump for Tom!  
 The little frog jumped. He jumped into the pond.  
 Little frog, little frog, swim!  
 But the little frog hid in the mud.

*A Language Lesson.*

room    in a room    in this room  
 spool            Silk is on this spool.

room	r-oo-m	r oo m
spool	s-p-oo-l	s p oo l
soon	s-oo-n	s oo n

oo

m-oo-n moon

“I see the moon, and the moon sees me.”

s-p-oo-n spoon

“The dish ran off with the spoon.”

b-oo-t boot

I can not get my boot off.

## oy

*By Sound.*

boy fox three  
brush catch

*By Sight.*

chestnut  
out after



Three boys went up on the hill, to get nuts from a chestnut tree.

A fox ran out of the brush by the tree, and the boys set the dogs on him.

The dogs ran after the fox, but they did not catch him.

## oi

*By Sound.*

grand swift-ly  
brush point-ed

*By Sight.*

tail  
nose  
eyes  
here  
sharp



I am the fox.

The dogs ran after me, but they did not get me, you see.

I can run swiftly, I tell you!

See what a grand tail I have!

Is it not a big brush?

My eyes are sharp, and my pointed nose can smell a dog far off.

Do not tell the boys I am here, will you? I wish to rest.

*By Sound.*

ow

cow	how	down	brown
now	owl	town	crowd

a brown cow

a red cow

*By Sight.*

driving  
likes  
one  
all



Here is Bob  
driving the cows down  
to the pond.

Bob is fond of all of the cows,  
but he likes the little brown one  
the best. That is his cow.

*By Sound.*

milked	seem	stick
un-less'	gen'-tle	needs

Dick has fed the cows and Mabel  
has milked them, and now Bob is  
driving them down to the pond.

How gentle the cows seem!

Bob has a long stick in his  
hand, but I do not think he needs  
to hit the cows with it.

"Bob! Bob! Bob!" I say, "do  
you hit the cows with that stick?"

"I do not hit them unless they  
try to run off; then I hit them  
just a little. I do not like to hit  
them."

*By Sound.***ou**

rab-bits  
how  
down

our loud  
out count



Six little rab-bits  
Went out to run,  
Up hill and down hill.  
Oh, such fun!

Jump! jump! jump!  
See how they run!  
Up hill and down hill.  
Oh, such fun!

*REVIEW.**Practice in Rapid Recognition.*

My sled is lost. Frank likes his big rabbit the best. Is the egg broken?

The sun has set, and the moon is up. I let my cup drop into the well.

Pick up the pin, and stick it in my dress. The fox has sharp eyes.

## LESSON XLVII.

Let us run down to the pond and see the frogs. Will the frogs jump into the pond? Yes, yes, and we shall see them jump.

Stop! Stop, Dash! Stop, I tell you. Did Bob hit the cows?

## THE ALPHABET.

*To be learned and repeated in order.*

A a	J j	S s
B b	K k	T t
C c	L l	U u
D d	M m	V v
E e	N n	W w
F f	O o	X x
G g	P p	Y y
H h	Q q	Z z
I i	R r	& &

## PART SECOND

I. II. III. IV. V. VI. VII. VIII. IX. X.

*Words to be spelled by Sound and by Letter.*

ă

ā

măt	păn	eăn	eăp
mâte	pâne	eâne	eăpe

ape	save	lake	blaze
wave	gave	brave	skate

<i>ate</i>	<i>slate</i>	<i>take</i>	<i>came</i>
<i>late</i>	<i>wade</i>	<i>name</i>	<i>spade</i>

*SLATE-WORK.*

*Words to be copied, and vowels and silent letters marked.*

sat	slate	hat
man	cane	ran
had	name	gate





*By Sound.*

slāte      gāve      frāmē      nāmē  
 fāce      blāek      thāt

*By Sight.*

new              mamma              my



See my new slate!

My mamma gave it to me.

The face of my slate is black,  
 and the frame is red.

That is my name at the top of  
 the slate.

*By Sound.*

eāge      Dīek  
 nāmē      sweet  
 eāke

*By Sight.*

bird  
 some  
 come



Dick! Dick! come out of the  
 cage.

Come, Dick, come sit on my  
 hand and sing me a song.

Sing, little bird, sing a sweet  
 song, and I will give you some  
 cake.


*By Sound.*

āy

dāy	wāy	hāy	stāy
māy	gāy	sāy	plāy

Miss

lunch



One day Charley and Rose went up on the hill to play. They had a basket of lunch, and went to stay all day.

Rose had her doll, Miss Pink, with her; and Jip, the dog, went with Charley.

*By Sound.*

āi

rāin	wāit	sāil	lāid
pāint	wāist	snāil	stāyed

*By Sight.*

began	under	over
-------	-------	------

<u>under a tree</u>	<u>a long romp</u>
---------------------	--------------------

Rose and Charley had a long romp in the sweet, fresh hay, but they stayed too long.

The sun went down, and it began to rain; so they had to wait under a tree till the rain was over.

I think they will not stay so long when next they go on the hill to play.

## JOHN AND HIS BOAT.

John went down to the lake to sail his little boat. Kate and Fanny went too.

It is a very pretty boat. John made it himself. It has a deck and sails, and a flag at the bow.

Fanny had her doll with her, and John set the doll in the boat, to let her have a sail.

But, as the boat went down the lake, it struck a rock, and upset.

"Oh, my dolly will drown! My dolly will drown!" cried little Fanny.

But John waded in, and got both the dolly and the boat.

Words to be spelled by Sound and by Letter.

	ī	ī	
bīt	pīn	rīp	hīd
bītə	pīnə	rīpə	hīdə
sīdə	tīmə	līkə	līfə
slīdə	pīpə	wīdə	wīpə
<i>mīnə</i>	<i>kītə</i>	<i>pīlə</i>	<i>nīnə</i>
<i>mīlə</i>	<i>rīdə</i>	<i>līnə</i>	<i>tīmə</i>

## SLATE-WORK.

Words to be copied, and vowels and silent letters marked.

sit	line	his
lip	bite	mill
tin	hide	pine

*By Sound.*

Jāmes vēr'-y  
slīde īce  
boys

*By Sight.*

girls cold  
snow  
pull



The snow has come, and ice is on the pond. How cold it is!

Do you see the girls and boys at play?

May and Kate sit on the sled; Ned and James pull them up the hill.

Charley is on the pond. He can skate very well.

*By Sound.*

rīde  
a-wāy'  
a-frāid'

*By Sight.*

here  
come  
behind



“Come, Rosy,” said Frank, “get on my sled, and let us have a ride down hill.”

So Rosy got on behind Frank, and away they went down hill.

Here you can see them.

Rosy seems to be very much afraid.

I think she may well be afraid, for the hill is very steep.

Words to be spelled by Sound and by Letter.

ō

ō

nōt	rōd	hōp	rōb
nōtə	rōdə	hōpə	rōbə
ōats	eōat	rōad	lōad
bōat	flōat	tōad	fōur

*hōlə rōpə stōnə hōmə*  
*pōlə bōnə stōrə smōkə*

## SLATE-WORK.

Words to be copied, and vowels and silent letters marked.

box	drop	trod
rope	boat	goat
stove	rose	toad

By Sound.

tāk'-ing  
 flōat'-ed  
 gō'-ing  
 ōld  
 sō



This old man has lost his boat. See, it has floated so far from the shore that he can not get it. Can he not swim out to it and get it?

He is so old he can not swim. I see a boy on the shore taking off his coat.

Do you not think he is going to get the boat for the poor old man?

*By Sound.*

rōs'-y

elōse

whīte

ō'-pen

brown

līt'-tle

gōld'-en

mouth

āp'-ple



Sleep, Dolly, sleep!  
 You must not, must not weep.  
 Now close your eyes so brown,  
 And let me lay you down.  
 Sleep, Dolly, sleep!

Wake, Dolly, wake!  
 Too long a nap you take.  
 It's time to make the tea,  
 And you must help, you see.  
 Wake, Dolly, wake!

Run, Dolly, run!  
 Run out in the golden sun;  
 Run up the hill with me,  
 Now down to the apple-tree.  
 Run, Dolly, run!

My Dolly has rosy cheeks, and  
 brown eyes, and a sweet little  
 mouth. Her eyes can open and  
 shut. If I lay her down, she will  
 close them.

*By Sound.*

aʍ

həʍk

fi:ds

tʃi:k'-ens

strəʍ

eə'r-ry

səʍ

eləʍ

paʍtʃ



A hawk is a big bird that feeds on little birds.

One day I saw a hawk pounce upon a poor little duck, and carry it off in its claws.

Hawks will eat chickens too.

One day a little chicken said : "Mother, may I go out into the road ? I think I see a bug in the road, and I wish to get it."

But his mother said, "No, no, my chick ! you must not go into the road. I saw a hawk, just now, in the old oak-tree, and I am afraid he will catch you."

"O mother, the hawk can not catch me ! Just see how swiftly I can run ! Indeed, I can almost fly. Just see, mother !"

And the chicken ran to the apple-tree, and back to his mother.

But still his mother said, "No,

no, my chick! you must not go into the road.”

---

LESSON XV.

---

au

*By Sound.*

naught'-y    caught  
hūnt'-ing    eār'-ried  
mīnd



Here you see the little chicken. He was a naughty little chicken; so, when his mother was hunting bugs, and did not see him, he crept

under the fence, and ran out into the road.

He caught the bug that he had seen, and ate it. Then he said to himself, “Oh! is not this nice, fine dust to make tracks in! I do like to make tracks in such soft dust!”

So the little chicken ran up and down the road, making tracks in the dust.

But soon the big hawk saw him. Down he came, and caught him, and carried him away to his nest in the old oak-tree.

O little chicken! little chicken! why did you not mind your mother?



Words to be spelled by Sound and by Letter.

	ū	ū	
ūs	eūb	tūb	plūm
ūse	eūbe	tūbe	plūmē
mūte	glūe	tūne	a-mūse'
eūre	blūe	pūre	re-fūse'

*just hunt mule duck  
jump mule bunch huge*

SLATE-WORK.

Words to be copied, and vowels and silent letters marked.

and	club	blue
cup	tube	rain
mule	mine	home

By Sound.

Jip

ūsed

Paul

haul

gave

spōols

wāg'-on

fīll'-ing



Harry gave Paul four spools. Paul used the spools for wheels, and made a little wagon.

He is filling his wagon, now, with sticks and grass. He thinks his dog, Jip, will haul it to the boat for him.

Do you think Jip will?

*By Sound.*

bōth            fīfe  
 māde          whīte  
 plāyş         plūmeş

*By Sight.*

paper  
 mother  
 soldiers

Tom and I are soldiers. He has a drum and I have a fife, and both of us have soldier-caps.

His cap is white, with a blue plume in it; and my cap is blue, with a white plume in it.

Mother made our caps. She made them of paper. The plumes are made of paper too.

Tom plays on his drum—rub-a-dub-dub, rub-a-dub-dub; but I play a pretty tune on my fife.

THE SLEEPY MULE.  
 PART I.

*By Sound.*  
 sleep'-y  
 hōld  
 fīe

*By Sight.*  
 any  
 sure  
 throw



“Here is old Bob! Come, boys, let us have a ride!”

“I am afraid to get on him, Fred; he may throw us off.”

“Fie, Paul! What are you afraid of? Bob is a sleepy old mule. I am sure any one can ride him. Come on, boys!”

## THE SLEEPY MULE.

## PART II.

*By Sound.*

thōse	a-frāid'	your
kīeked	seemed	could
jūmped	hāng'-ing	thought

*By Sight.*

“Now, Bob, we are all on your back, and you must give us a fine ride!

“Do not be afraid, Paul; I will hold you on.

“Get up, Bob!”

Bob did not like to have all those boys on his back; so he ran, and jumped, and kicked, until the boys could not hold on any longer.

There is Charley, on the ground; and Fred is hanging on Bob's neck, but I think he will soon fall off.

And where is Paul? There he is, in the mud!

Fred can not ride so well as he thought he could, and Bob is not such a sleepy old mule as he seemed to be.



*Words to be spelled by Sound and by Letter.*

	ě	ē	
mět	běd	wět	shell
mē	bē	wē	shē
mět	běd	měn	nět
mēat	bēad	mēan	nēat

*here* *cream* *fear* *read*  
~~*these*~~ *stream* *hear* *wheat*

*SLATE-WORK.*

*Words to be copied, and vowels and silent letters marked.*

he	me	tear
red	near	here
hen	wheat	dear

*THE LITTLE RED HEN.*

The little red hen found a grain of wheat, and she said, "Who will plant this wheat?"

The rat said, "I won't;" the cat said, "I won't;" and the pig said, "I won't."

"I will, then," said the little red hen; and she did.

When the wheat was ripe, she said, "Who will take this wheat to the mill, to be ground into flour?"

The rat said, "I won't;" the cat said, "I won't;" and the pig said, "I won't."

The little red hen said, "I will, then;" and she did.

When she came back with the flour, she said, "Who will make this flour into bread?"

The rat said, "I won't;" the cat said, "I won't;" and the pig said, "I won't."

The little red hen said, "I will, then;" and she did.


When the bread was done, the little red hen said, "Who will eat this bread?"


The rat said, "I will;" the cat said, "I will;" and the pig said, "I will."

The little red hen said, "No, you won't, for I am going to do that myself;" and she did.


## A LANGUAGE LESSON.




*Words to be put in place of the pictures and dashes.*

Mr. Rat had a  on.

Miss Kitty sat in a .

This is old Bob, the .


What a fine  this is!

The  said, "I —;" the  said, "I —;" and the  said, "I —."

The little red  said, "I —;" and — did.

I can climb a  and roll a .

I can — a  and — a .

Can you tell six things this  can do?

fīvə                    hīd'-ing                    līkə  
 be-hīnd'                eāb'-bage                sēv'-en



THE RABBITS.

Here we can see Harry feeding his rabbits.

What kind of rabbits are they, Harry?

They are white rabbits, and they have pink eyes.

This little one that I am feeding is my pet, and I call her Bunny Belle.

What is it that you are feeding to her, Harry?

It is a cabbage-leaf. Rabbits like cabbage very much.

How many rabbits have you?

Can you not count them?

One, two, three, four, five, six.

You have six rabbits, Harry.

Ah! I see you can not count well. I have more than six rabbits.

More than six? Oh, yes, there is one hiding behind the rest. I can see just the tips of his ears.

You have seven rabbits, Harry.

*By Sound.*

ō'-pen      hīd'-den  
pēach      chīl'-dren

*By Sight.*

rubber  
brimful

*APRIL.*

The sun is behind the clouds.  
The sky is black, and the rain  
pours down. The children have  
to stay in the house.

Now the sun comes out. The  
rain-drops shine on the trees. Oh,  
see the rainbow!

The grass is green, and the buds  
on the peach-tree begin to open.

See how white the cherry-tree  
is! Dear old Robin Redbreast is  
in the top of the tree, singing,  
"Cheer-up! cheer-up! cheer-up!"



Cheer up! cheer up! indeed—  
for mamma says we may go to  
the brook to play.

Come, Bessie! Nell! Tom! Char-  
ley! Frank! and Rosy! Come.

Is not the brook deep?

Oh, no! it is only wide. See  
how the children wade in it!

Will they not get wet?

Oh, no! for they have on their  
rubber boots.

Run, boys—run! The soldiers are coming down the street. Here they are! Now the band begins to play.

Hear the drum and the fife! See the plumes on their caps! There is the flag! Hurrah, boys! hurrah!

---

LESSON XXVIII.

Bessie, did you spill this ink? My doll is asleep in her little crib. Can you swim, Bob? Do you see that little black thing on the log? Yes; it is only an ant.

O Nell, I have found your hat!

*NANNY'S SONG.*

Little bird, little bird,  
Up in the tree,  
Sing a sweet song  
To Dolly and me.

Little bird, little bird,  
Brimful of glee,  
Sing of the eggs  
In your nest in the tree.

Can you count, little bird?  
Count them, and see  
How many eggs  
In your nest in the tree.





*By Sound.*

hēdǵe rŭn'-ning  
erŭmb drǎg'-ǵing

*By Sight.*

mother  
breakfast

JUNE.

It is too hot to lie in bed. Let us get up, and go out before the sun is up.

I am dressed; are you?

Yes; now let us run out.

Oh! I have found an ant's nest! See these little hills! See the ants running about!

Here is one dragging a big crumb. How strong it is!

I think this must be a mother-ant taking some breakfast to her little ones.



These little birds got up before the sun was up, as well as we.

They hopped about, and sang to the big sun that it was time for him to get up too.

Then they went down under the hedge and hid in the leaves, and waited for a breakfast to come along.

And here it is—a fine, fat beetle!

We have now come to the end of our First Reader. Shall we forget the things we have read in it?

Shall we forget the little children we have met? or the places to which we went with them?

Which child did you like the best? Which story do you think is prettiest?

Which do you think is the nicest place—down at the brook, or up on the hill, or by the apple-tree?

Let us learn the prettiest stories, so that we can tell them to our playmates, and to mother.

*FINIS.*

# APPLETONS' Elementary Reading-Charts,

FORTY-SEVEN NUMBERS,

INCLUDING A BEAUTIFUL CHART OF COLORS.

Prepared by REBECCA D. RICKOFF.



These Charts are designed to give a thorough exposition of the *WOMAN AND PHONIC METHOD* especially, and at the same time all that is best in *all other methods* of teaching reading.

In their preparation the best resources of art have been employed to make them attractive in appearance, and the best talent has been counseled, in order to insure every improvement that intelligent experience could suggest.

That they meet, in all respects, the need for such aids in primary work is evident from the high praise bestowed upon them everywhere, and the rapidity with which they have been placed in the best schools of the country.

The Charts are 27 x 34 inches in size, printed upon strong, flexible, tinted paper, and firmly bound at the upper margin, where they are attached to the uprights on the tripod revolving supporter. This convenient device for exhibiting them is among their distinguishing features.

## REQUISITES FOR PRIMARY SCHOOLS.

---

1. **Appletons' Chart Primer** makes first school-days a delight.
2. **Appletons' First and Second Readers** start primary work in the right way.
3. **Appletons' Reading Charts** are indispensable in every school-room.
4. **Stickney's "Child's Book of Language"** is especially adapted for Primary work.
5. **Ballard's Word-Writer** combines Spelling, Writing, and Grammar in one book, for ten cents.
6. **Quackenbos's Elementary History** makes a very interesting Reader for supplementary reading for children.
7. **Appletons' Standard Lead-pencil Course in Penmanship** makes the first steps in Writing as easy and attractive as the first steps in Reading.
8. **The Kindergarten Drawing-Cards** offer pleasing, simple combinations, to attract the child while cultivating his attention, judgment, imagination, and hand-movements.
9. **The "Standard Elementary Geography"** is the latest on this subject; and is the freshest, most beautiful, and practical Geography, for primary schools, published.
10. **Johannot's Sentence and Word Book** is a successful attempt to make word-study attractive to young pupils.

---

*For Descriptive Circulars, address*

**D. APPLETON & CO.,**

1, 2, & 3 BOND STREET, New York.

2182

19/4  
T  
X

IMPROVED READING-BOOKS.



APPLETONS'  
POPULAR TEXT-BOOKS.

Appletons' Reading-Charts.

Appletons' Chart-Primer.

Appletons' Copy-Books—Standard, and Model.

Appletons' Elementary Geography.

Stickney's Child's Book of Language.

Krahl's Easy Drawing-Lessons.

The Waver: a Collection of Easy Songs.

Johnson's Natural History Readers.

D. APPLETON & COMPANY,

New York, Boston, Chicago, and San Francisco.

72  
H  
1